



PARENT/GUARDIAN GUIDE

Google Classroom

Whitesboro Central School District



What is Google Classroom?

Google Classroom is a web-based tool that helps teachers and students manage coursework. It is part of the Google [G Suite for Education](#), a suite of tools for online learning and collaboration. Like all G Suite tools, Classroom can be accessed from the majority of internet-enabled devices, including PCs, Macs, Chromebooks, tablets and mobile devices.

Students are encouraged to use Google Classroom as a resource to assist them both in the classroom and at home. Teachers can use Google Classroom to send announcements and share resources, content, and assignments. Content can include course notes, slideshows, reference materials, diagrams, links, instructional videos, and more. Students can use Google Classroom to access content from their teachers and can complete and submit their homework electronically. Parents can use some of the features of Google Classroom to help engage with and support their children with their learning.

We encourage you to ask your child to demonstrate the features of Google Classroom (detailed on the following pages) to you. You can find out more about Google Classroom at <https://support.google.com/edu/classroom>.

NOTE: *The Whitesboro Central School District's Acceptable Use Policy, Internet Use Policy, and Student Code of Conduct apply the use of Google accounts (www.wboro.org/itpolicies).*



INSPIRE • CULTIVATE • EMPOWER



PARENT/GUARDIAN GUIDE

Google Classroom

Whitesboro Central School District



Accessing Google Classroom

Students can access Google Classroom at <http://classroom.google.com> using any supported web browser (Chrome, Firefox, Safari, Edge, etc.), or by using the mobile apps for iOS or Android (available in the Apple App Store or Google Play).

1. Students must sign in using their @wboro.org school email address.
2. Using a *class code* provided by the teacher, students can [join a class](#) using the + button at the upper right.

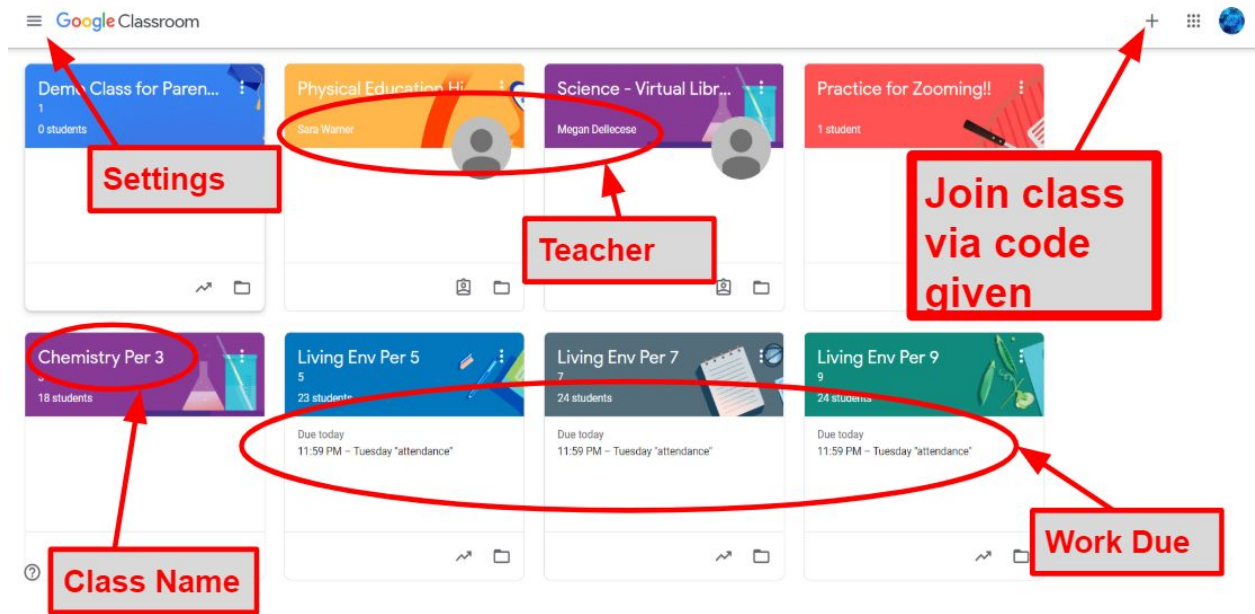


Image 1: Google Classroom homepage

NOTE: The Classroom home page will be empty if your child is joining their first class

Once students have logged in, they will see the Classroom homepage. From here they can see all of their registered classes, a summary of any work due, and can join new classes with additional codes from their teacher(s). Clicking on a class will open that Classroom.



INSPIRE • CULTIVATE • EMPOWER



PARENT/GUARDIAN GUIDE

Google Classroom

Whitesboro Central School District



Classes

The page for each class will show any class announcements, assignments (homework), or posts for that class.

Views

The three main views available are:

Stream

Shows a list of posts made to the classroom by teachers and students. This includes announcements, questions, homework/assignments, and newly posted content/materials.

Classwork

Where teachers share whole course resources, organized by topic.

People

Shows teacher and classmates email addresses, if needed to contact the teacher or collaborate on assignments.

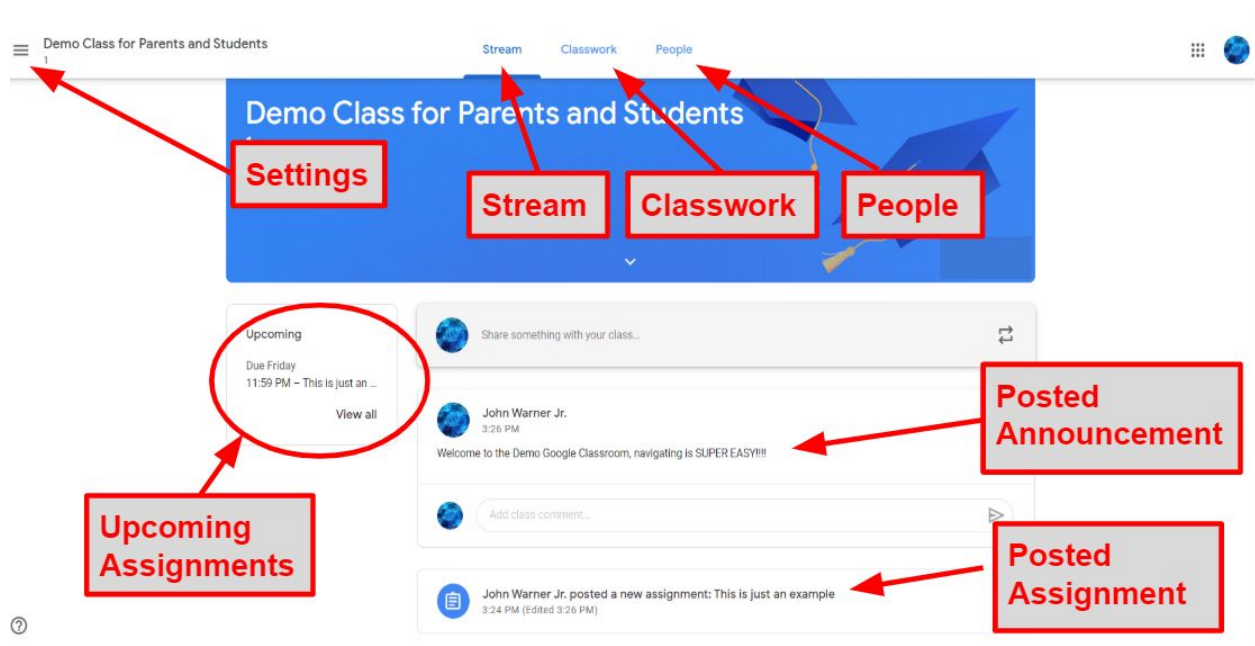


Image 2: Individual class example



INSPIRE • CULTIVATE • EMPOWER



PARENT/GUARDIAN GUIDE

Google Classroom

Whitesboro Central School District

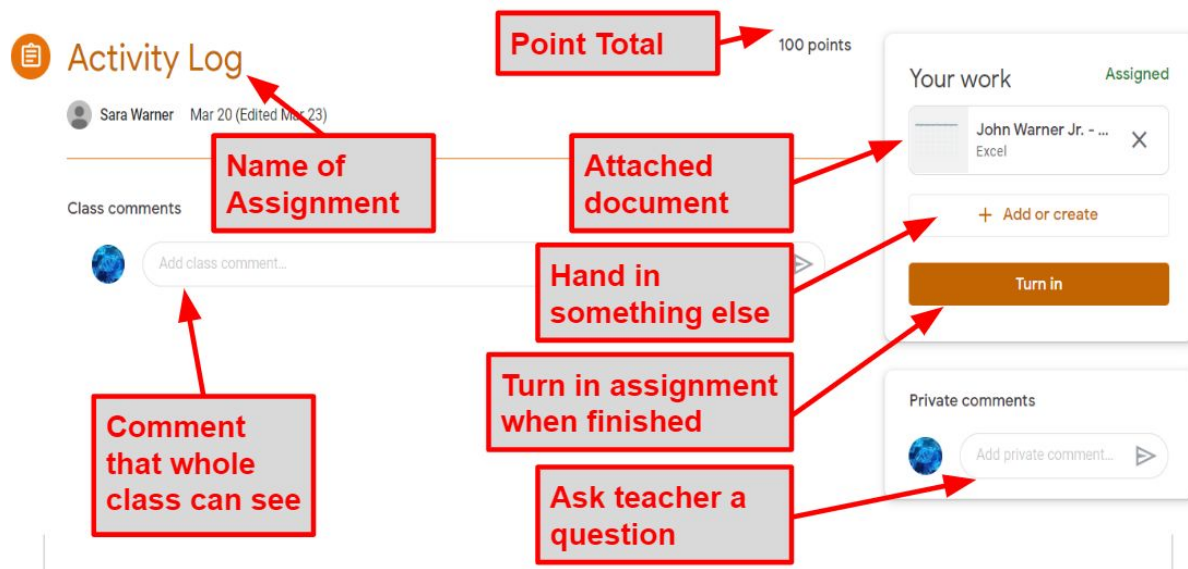


Accessing Resources

If students are accessing Google Classroom from a mobile device, they should download additional Google apps to make best use of shared resources. The most useful Google apps are: Classroom, Calendar, Docs, and Drive. If students set up a Google account on their mobile device, their homework due dates, reminders and announcements will all be available directly in their calendar and/or email.

Submitting Homework Online

When homework is assigned, it can be accessed and submitted directly within Google Classroom. To open the homework, students can click on the *Open* button on the appropriate post in the *Stream* page. They will then see the homework description and any attached documents. The simplest way to complete the homework online is to open the associated attachment and complete the homework within it. When finished, students can click on the *Turn In* button to submit the assignment.



Once homework has been marked by the teacher, students can see their score and any comments made by the teacher by opening the *Classwork* tab as before.



INSPIRE • CULTIVATE • EMPOWER